



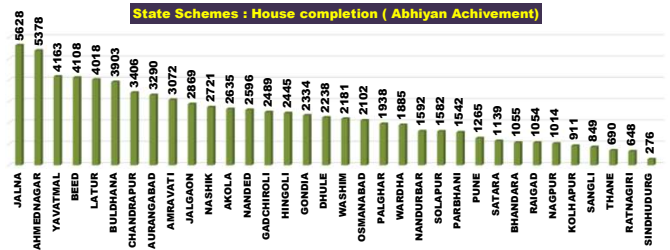
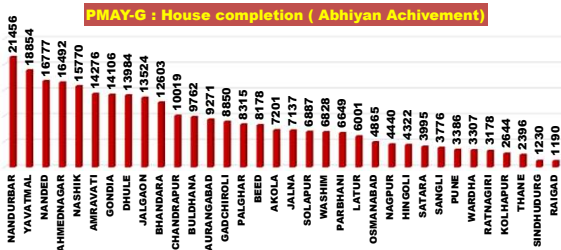
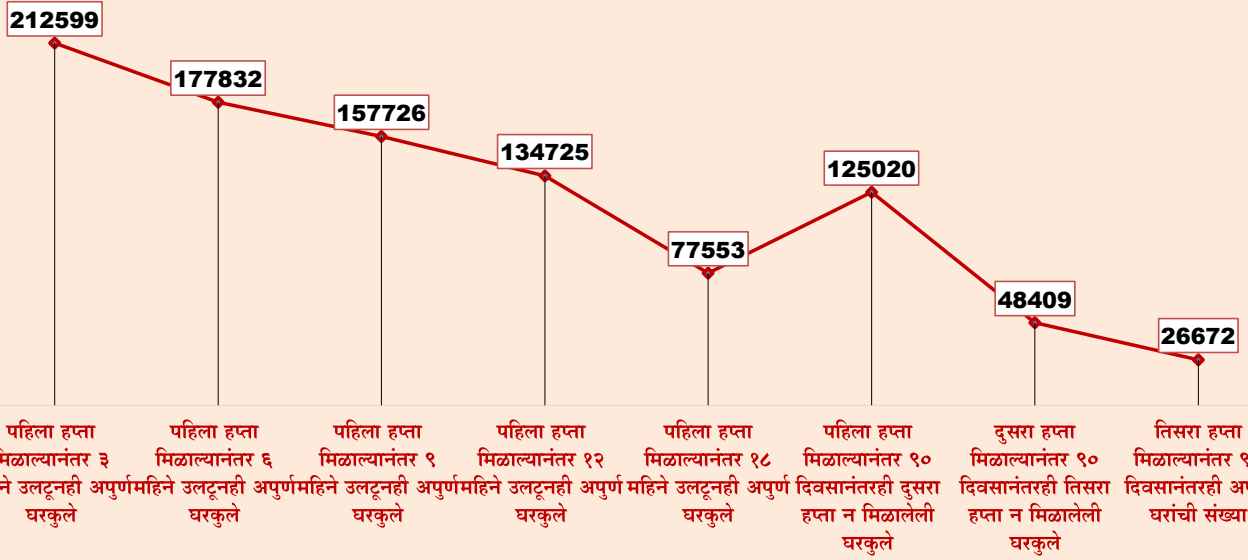
ग्रामीण गृहनिर्माण

दैनिक प्रगती अहवाल :

२६.०८.२०२३

प्रधानमंत्री आवास योजना ग्रामीण – मंजूरी, पूर्ण घरकुले, हप्ते वितरण, भूमिहीन, आर्थिकदृष्ट्या अपुर्ण
राज्य पुरस्कृत ग्रामीण आवास योजना – मंजूरी, पूर्ण घरकुले, हप्ते वितरण, आर्थिकदृष्ट्या अपुर्ण

| योजना | एकूण मंजूरी | दैनिक मंजूरी | एकूण पूर्ण | दैनिक पूर्ण घरकुले | दैनिक पहिला हप्ता वितरीत | दैनिक दुसरा हप्ता वितरीत | दैनिक तिसरा हप्ता वितरीत |
|---------------------------------|-------------|--------------|------------|--------------------|--------------------------|--------------------------|--------------------------|
| प्रधानमंत्री आवास योजना ग्रामीण | १३९२५४३ | ० | ११७४८५९ | २९६ | ० | ० | ० |
| राज्य योजना | ६१२५९४ | २८९ | ४३५३६१ | ३६० | ० | ० | ० |
| एकूण | २००५१३७ | २८९ | १६१०२२० | ६५६ | ० | ० | ० |

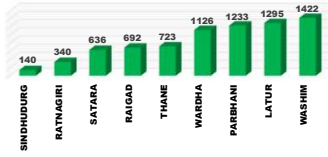


राज्य व्यवस्थापन कक्ष- ग्रामीण गृहनिर्माण

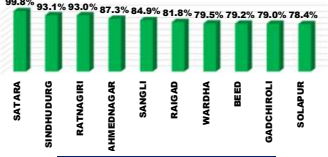
४ था मजला, दक्षिण कक्ष, सिडको भवन, सीबीडी बेलापूर, नवी मुंबई - ४०० ६१४.

Top and Bottom Ten Districts

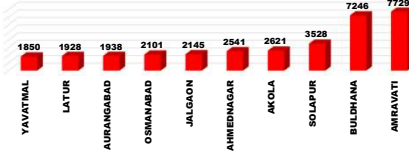
PMAY-G Delayed Houses TOP 10 Dist.



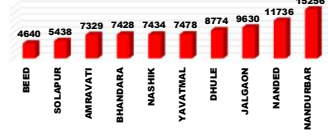
State Schemes Sanction TOP 10 Dist.



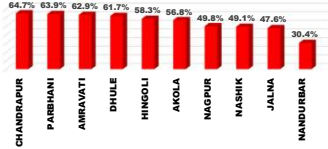
PMAY-G Remaining 1st Installments Bottom 10 Dist.



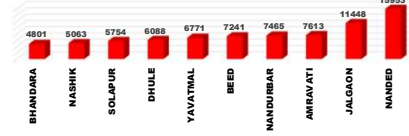
PMAY-G Delayed Houses Bottom 10 Dist.



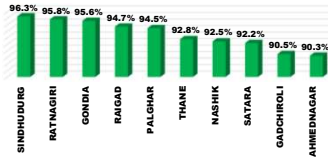
State Schemes Sanction Bottom 10 Dist.



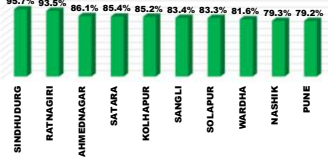
PMAY-G Remaining 2nd Installments Bottom 10 Dist.



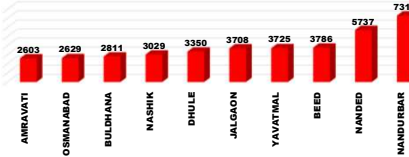
PMAY-G Completion TOP 10 Dist.



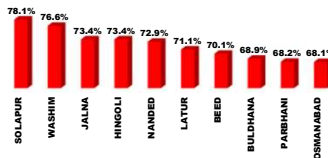
State Schemes Completion TOP 10 Dist.



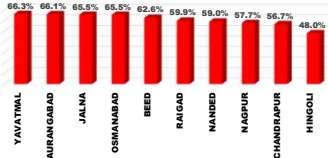
PMAY-G Remaining 3rd Installments Bottom 10 Dist.



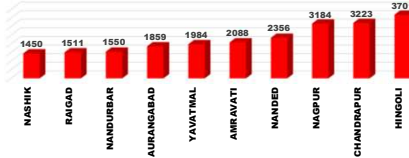
PMAY-G Completion Bottom 10 Dist.



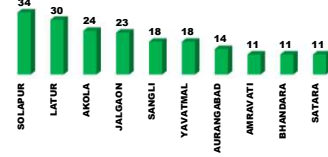
State Schemes Completion Bottom 10 Dist.



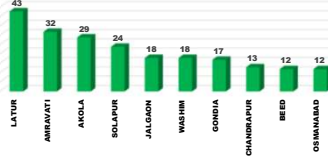
State Schemes Remaining 1st Installments Bottom 10 Dist.



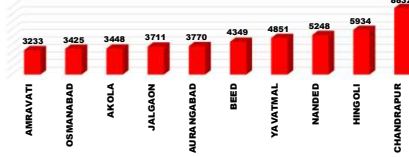
PMAY-G Daily Completion Top 10 Dist.



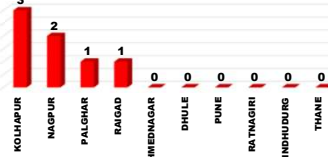
State Schemes Daily Completion Top 10 Dist.



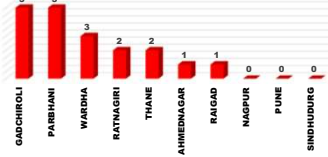
State Schemes Remaining 2nd Installments Bottom 10 Dist.



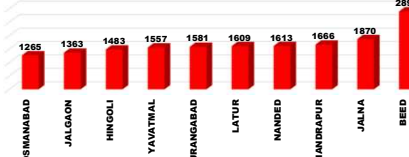
PMAY-G Daily Completion Bottom 10 Dist.



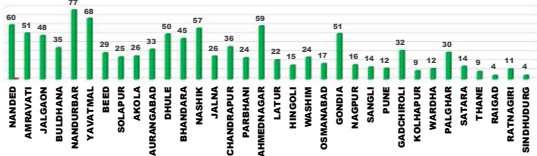
State Schemes Daily Completion Bottom 10 Dist.



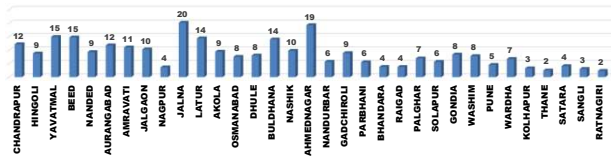
State Schemes Remaining 3rd Installments Bottom 10 Dist.



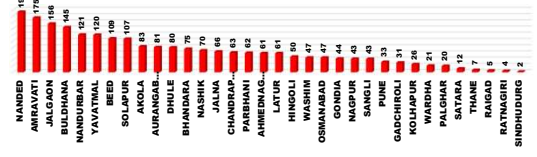
PMAY-G : Current Pace of Completion Per Day (Abhiyan)



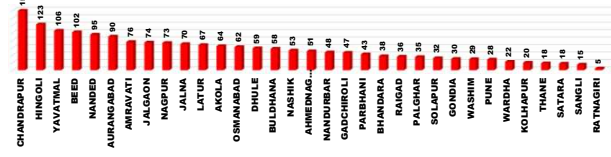
State Schemes : Current Pace of Completion Per Day (Abhiyan)



PMAY-G Required Pace of Completion Per Day



State Schemes Required Pace of Completion Per Day



प्रधानमंत्री आवास योजना ग्रामीण - मंजूरी (PWL+Awaas Plus)

| Sr. No. | Division | Target (PWL+Awaas Plus) | 25.08.2023 | 26.08.2023 | Daily Achivement | Remaining |
|--------------|-----------------|-------------------------|----------------|----------------|------------------|-------------|
| 1 | NASHIK DIV. | 412015 | 411640 | 411639 | 0 | 376 |
| 2 | AMRAVATI DIV. | 270803 | 268840 | 268831 | 0 | 1972 |
| 3 | AURANGABAD DIV. | 236268 | 235150 | 235143 | 0 | 1125 |
| 4 | NAGPUR DIV. | 289020 | 288135 | 288135 | 0 | 885 |
| 5 | KONKAN DIV. | 69516 | 69466 | 69466 | 0 | 50 |
| 6 | PUNE DIV. | 120588 | 119334 | 119329 | 0 | 1259 |
| Total | | 1398210 | 1392565 | 1392543 | 0 | 5667 |

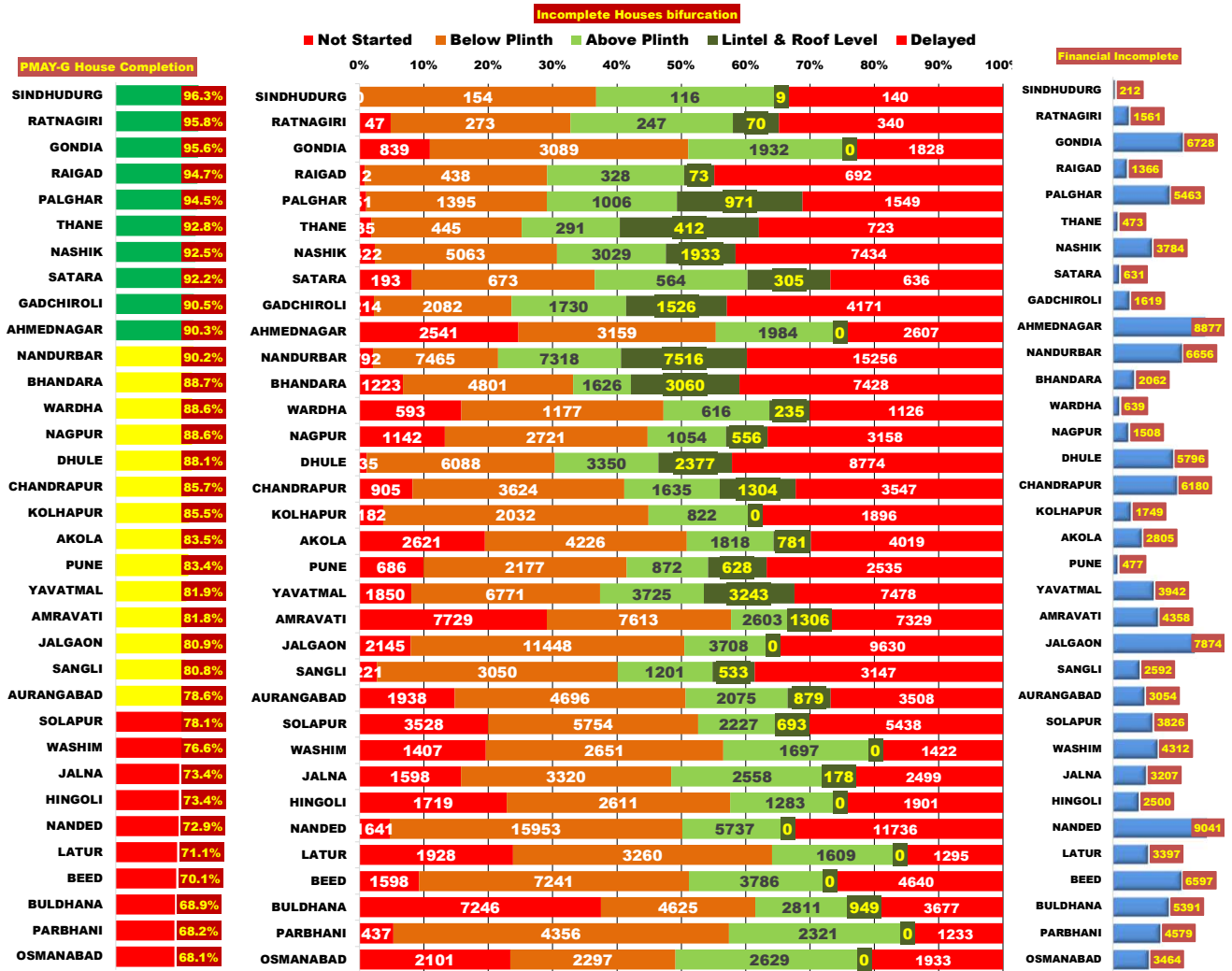
| Sr. No. | District | Target (PWL+Awaas Plus) | 25.08.2023 | 26.08.2023 | Daily Achivement | Remaining |
|--------------|------------|-------------------------|----------------|----------------|------------------|-------------|
| 1 | AHMEDNAGAR | 60548 | 60467 | 60467 | 0 | 81 |
| 2 | AKOLA | 48594 | 48253 | 48253 | 0 | 341 |
| 3 | AURANGABAD | 36349 | 36139 | 36139 | 0 | 210 |
| 4 | BEED | 34984 | 34833 | 34833 | 0 | 151 |
| 5 | BHANDARA | 64118 | 63837 | 63837 | 0 | 281 |
| 6 | BULDHANA | 44705 | 44667 | 44667 | 0 | 38 |
| 7 | CHANDRAPUR | 42516 | 42434 | 42434 | 0 | 82 |
| 8 | DHULE | 64664 | 64639 | 64639 | 0 | 25 |
| 9 | GADCHIROLI | 31635 | 31617 | 31617 | 0 | 18 |
| 10 | GONDIA | 95992 | 95895 | 95895 | 0 | 97 |
| 11 | HINGOLI | 18083 | 18083 | 18083 | 0 | 0 |
| 12 | JALGAON | 78560 | 78446 | 78446 | 0 | 114 |
| 13 | JALNA | 24034 | 24023 | 24023 | 0 | 11 |
| 14 | KOLHAPUR | 17403 | 17195 | 17195 | 0 | 208 |
| 15 | LATUR | 20415 | 20368 | 20368 | 0 | 47 |
| 16 | NAGPUR | 36718 | 36477 | 36477 | 0 | 241 |
| 17 | NANDED | 69191 | 68737 | 68737 | 0 | 454 |
| 18 | NANDURBAR | 118812 | 118784 | 118784 | 0 | 28 |
| 19 | PALGHAR | 35188 | 35188 | 35188 | 0 | 0 |
| 20 | PUNE | 19229 | 19177 | 19177 | 0 | 52 |
| 21 | RAIGAD | 9821 | 9819 | 9819 | 0 | 2 |
| 22 | RATNAGIRI | 9803 | 9791 | 9791 | 0 | 12 |
| 23 | SANGLI | 21508 | 21342 | 21342 | 0 | 166 |
| 24 | SINDHUDURG | 5132 | 5096 | 5096 | 0 | 36 |
| 25 | SOLAPUR | 47745 | 47114 | 47114 | 0 | 631 |
| 26 | THANE | 9572 | 9572 | 9572 | 0 | 0 |
| 27 | WARDHA | 18041 | 17875 | 17875 | 0 | 166 |
| 28 | WASHIM | 20084 | 19361 | 19361 | 0 | 723 |
| 29 | NASHIK | 89431 | 89304 | 89303 | -1 | 128 |
| 30 | PARBHANI | 18911 | 18805 | 18803 | -2 | 108 |
| 31 | AMRAVATI | 93192 | 92736 | 92732 | -4 | 460 |
| 32 | OSMANABAD | 14301 | 14162 | 14157 | -5 | 144 |
| 33 | SATARA | 14703 | 14506 | 14501 | -5 | 202 |
| 34 | YAVATMAL | 64228 | 63823 | 63818 | -5 | 410 |
| Total | | 1398210 | 1392565 | 1392543 | 0 | 5667 |

प्रधानमंत्री आवास योजना - ग्रामीण : भूमिहीन लाभार्थी अहवाल

| Sr. No. | District | Google Sheet Report | | | AwaasSoft Report | | | |
|---------|--------------|---------------------|---------------|--------------|--|--------------------------------------|--------------------|-------------------------------|
| | | Total Landless | Provided land | Remaining | Landless beneficiaries tagged in AwaasSoft | Landless beneficiaries provided land | Remaining Landless | Remaining Tag (provided land) |
| 1 | DHULE | 18 | 18 | 0 | 18 | 18 | 0 | 0 |
| 2 | GADCHIROLI | 9 | 9 | 0 | 9 | 9 | 0 | 0 |
| 3 | GONDIA | 2450 | 2450 | 0 | 2457 | 2329 | 128 | 121 |
| 4 | KOLHAPUR | 257 | 257 | 0 | 253 | 228 | 25 | 29 |
| 5 | NANDURBAR | 0 | 0 | 0 | 0 | 0 | 0 | 0 |
| 6 | PALGHAR | 11 | 11 | 0 | 11 | 11 | 0 | 0 |
| 7 | RAIGAD | 6 | 6 | 0 | 6 | 6 | 0 | 0 |
| 8 | RATNAGIRI | 23 | 23 | 0 | 23 | 23 | 0 | 0 |
| 9 | SINDHUDURG | 420 | 420 | 0 | 418 | 418 | 0 | 2 |
| 10 | NANDED | 354 | 322 | 32 | 372 | 263 | 109 | 59 |
| 11 | THANE | 112 | 80 | 32 | 118 | 60 | 58 | 20 |
| 12 | BEED | 212 | 125 | 87 | 364 | 66 | 298 | 59 |
| 13 | SANGLI | 338 | 214 | 124 | 352 | 142 | 210 | 72 |
| 14 | SATARA | 852 | 697 | 155 | 855 | 635 | 220 | 62 |
| 15 | PARBHANI | 307 | 63 | 244 | 297 | 54 | 243 | 9 |
| 16 | NASHIK | 1794 | 1471 | 323 | 1686 | 1162 | 524 | 309 |
| 17 | PUNE | 2069 | 1603 | 466 | 2062 | 867 | 1195 | 736 |
| 18 | WARDHA | 2330 | 1817 | 513 | 2377 | 1803 | 574 | 14 |
| 19 | CHANDRAPUR | 2455 | 1914 | 541 | 2502 | 1615 | 887 | 299 |
| 20 | NAGPUR | 4583 | 3708 | 875 | 4595 | 3546 | 1049 | 162 |
| 21 | HINGOLI | 1713 | 796 | 917 | 1713 | 466 | 1247 | 330 |
| 22 | JALNA | 1359 | 406 | 953 | 1374 | 85 | 1289 | 321 |
| 23 | BHANDARA | 4988 | 4020 | 968 | 4990 | 4126 | 864 | -106 |
| 24 | LATUR | 2193 | 1155 | 1038 | 2258 | 815 | 1443 | 340 |
| 25 | JALGAON | 22530 | 21460 | 1070 | 22575 | 20900 | 1675 | 560 |
| 26 | WASHIM | 2813 | 1685 | 1128 | 2860 | 1495 | 1365 | 190 |
| 27 | AURANGABAD | 3266 | 1700 | 1566 | 3155 | 1805 | 1350 | -105 |
| 28 | OSMANABAD | 2258 | 531 | 1727 | 2330 | 56 | 2274 | 475 |
| 29 | AKOLA | 7120 | 5254 | 1866 | 7120 | 5253 | 1867 | 1 |
| 30 | YAVATMAL | 3576 | 1656 | 1920 | 3325 | 1521 | 1804 | 135 |
| 31 | AHMEDNAGAR | 7588 | 5242 | 2346 | 7810 | 5117 | 2693 | 125 |
| 32 | SOLAPUR | 6508 | 3958 | 2550 | 6446 | 3941 | 2505 | 17 |
| 33 | BULDHANA | 15352 | 9266 | 6086 | 15705 | 9146 | 6559 | 120 |
| 34 | AMRAVATI | 20723 | 13727 | 6996 | 20368 | 13243 | 7125 | 484 |
| | Total | 120587 | 86064 | 34523 | 120804 | 81224 | 39580 | 5051 |

प्रधानमंत्री आवास योजना ग्रामीण - पूर्ण घरकूले

| Sr. No. | Division | Sanction | 25.08.2023 | 26.08.2023 | Daily Achivement | Remaining | Avg. Completed Per Day From 20.11.22 to Today | To be Completed in Per Day till 30.11.23 |
|--------------|-----------------|----------------|----------------|----------------|------------------|---------------|---|--|
| 1 | AURANGABAD DIV. | 235143 | 170671 | 170761 | 90 | 64382 | 227 | 671 |
| 2 | AMRAVATI DIV. | 268831 | 214009 | 214078 | 69 | 54753 | 204 | 570 |
| 3 | PUNE DIV. | 119329 | 98044 | 98110 | 66 | 21219 | 74 | 221 |
| 4 | NAGPUR DIV. | 288135 | 261417 | 261453 | 36 | 26682 | 191 | 278 |
| 5 | NASHIK DIV. | 411639 | 364707 | 364740 | 33 | 46899 | 291 | 489 |
| 6 | KONKAN DIV. | 69466 | 65715 | 65717 | 2 | 3749 | 58 | 39 |
| Total | | 1392543 | 1174563 | 1174859 | 296 | 217684 | 1045 | 2268 |



प्रधानमंत्री आवास योजना ग्रामीण - पूर्ण घरकूले

| Sr. No. | District | Sanction | 25.08.2023 | 26.08.2023 | Daily Achivement | Remaining | Completed & verified | To be Completed in Per Day till 30.11.23 |
|--------------|------------|----------------|----------------|----------------|------------------|---------------|----------------------|--|
| 1 | SOLAPUR | 47114 | 36761 | 36795 | 34 | 10319 | 34912 | 107 |
| 2 | LATUR | 20368 | 14445 | 14475 | 30 | 5893 | 13953 | 61 |
| 3 | AKOLA | 48253 | 40274 | 40298 | 24 | 7955 | 38807 | 83 |
| 4 | JALGAON | 78446 | 63419 | 63442 | 23 | 15004 | 61338 | 156 |
| 5 | SANGLI | 21342 | 17225 | 17243 | 18 | 4099 | 16337 | 43 |
| 6 | YAVATMAL | 63818 | 52244 | 52262 | 18 | 11556 | 48229 | 120 |
| 7 | AURANGABAD | 36139 | 28389 | 28403 | 14 | 7736 | 26551 | 81 |
| 8 | AMRAVATI | 92732 | 75890 | 75901 | 11 | 16831 | 73481 | 175 |
| 9 | BHANDARA | 63837 | 56604 | 56615 | 11 | 7222 | 53127 | 75 |
| 10 | SATARA | 14501 | 13359 | 13370 | 11 | 1131 | 12766 | 12 |
| 11 | BEED | 34833 | 24396 | 24406 | 10 | 10427 | 22540 | 109 |
| 12 | JALNA | 24023 | 17633 | 17643 | 10 | 6380 | 16369 | 66 |
| 13 | WASHIM | 19361 | 14824 | 14834 | 10 | 4527 | 14181 | 47 |
| 14 | HINGOLI | 18083 | 13272 | 13280 | 8 | 4803 | 12733 | 50 |
| 15 | NANDED | 68737 | 50079 | 50087 | 8 | 18650 | 47625 | 194 |
| 16 | WARDHA | 17875 | 15839 | 15846 | 7 | 2029 | 15254 | 21 |
| 17 | BULDHANA | 44667 | 30777 | 30783 | 6 | 13884 | 29036 | 145 |
| 18 | CHANDRAPUR | 42434 | 36352 | 36358 | 6 | 6076 | 34966 | 63 |
| 19 | GONDIA | 95895 | 91678 | 91684 | 6 | 4211 | 91053 | 44 |
| 20 | NANDURBAR | 118784 | 107180 | 107186 | 6 | 11598 | 95693 | 121 |
| 21 | PARBHANI | 18803 | 12816 | 12822 | 6 | 5981 | 12207 | 62 |
| 22 | GADCHIROLI | 31617 | 28613 | 28617 | 4 | 3000 | 26065 | 31 |
| 23 | NASHIK | 89303 | 82557 | 82561 | 4 | 6742 | 78856 | 70 |
| 24 | OSMANABAD | 14157 | 9641 | 9645 | 4 | 4512 | 8368 | 47 |
| 25 | KOLHAPUR | 17195 | 14703 | 14706 | 3 | 2489 | 14278 | 26 |
| 26 | NAGPUR | 36477 | 32331 | 32333 | 2 | 4144 | 31004 | 43 |
| 27 | PALGHAR | 35188 | 33245 | 33246 | 1 | 1942 | 31765 | 20 |
| 28 | RAIGAD | 9819 | 9299 | 9300 | 1 | 519 | 8968 | 5 |
| 29 | AHMEDNAGAR | 60467 | 54572 | 54572 | 0 | 5895 | 53705 | 61 |
| 30 | DHULE | 64639 | 56979 | 56979 | 0 | 7660 | 52589 | 80 |
| 31 | PUNE | 19177 | 15996 | 15996 | 0 | 3181 | 14814 | 33 |
| 32 | RATNAGIRI | 9791 | 9382 | 9382 | 0 | 409 | 9154 | 4 |
| 33 | SINDHUDURG | 5096 | 4907 | 4907 | 0 | 189 | 4817 | 2 |
| 34 | THANE | 9572 | 8882 | 8882 | 0 | 690 | 8389 | 7 |
| Total | | 1392543 | 1174563 | 1174859 | 296 | 217684 | 1113930 | 2268 |

राज्यपुरस्कृत आवास योजना ग्रामीण - मंजूरी

| Sr. No. | Division | Target | 25.08.2023 | 26.08.2023 | Daily Achivement | Sanction % | Remaining | Sanction State Rank |
|--------------|-----------------|---------------|---------------|---------------|------------------|--------------|---------------|---------------------|
| 1 | NAGPUR DIV. | 163668 | 110077 | 110193 | 116 | 67.3% | 53475 | 4 |
| 2 | AURANGABAD DIV. | 271400 | 178345 | 178423 | 78 | 65.7% | 92977 | 6 |
| 3 | NASHIK DIV. | 207115 | 120054 | 120104 | 50 | 58.0% | 87011 | 5 |
| 4 | AMRAVATI DIV. | 156577 | 104064 | 104104 | 40 | 66.5% | 52473 | 3 |
| 5 | KONKAN DIV. | 44680 | 35118 | 35123 | 5 | 78.6% | 9557 | 1 |
| 6 | PUNE DIV. | 79398 | 64647 | 64647 | 0 | 81.4% | 14751 | 2 |
| Total | | 922838 | 612305 | 612594 | 289 | 66.4% | 310244 | |

| Sr. No. | District | Target | 25.08.2023 | 26.08.2023 | Daily Achivement | Sanction % | Remaining | Sanction State Rank |
|--------------|------------|---------------|---------------|---------------|------------------|--------------|---------------|---------------------|
| 1 | WARDHA | 14707 | 11635 | 11696 | 61 | 79.5% | 3011 | 7 |
| 2 | CHANDRAPUR | 54555 | 35263 | 35318 | 55 | 64.7% | 19237 | 31 |
| 3 | PARBHANI | 28616 | 18227 | 18273 | 46 | 63.9% | 10343 | 22 |
| 4 | JALGAON | 34417 | 25719 | 25748 | 29 | 74.8% | 8669 | 20 |
| 5 | JALNA | 41057 | 19508 | 19535 | 27 | 47.6% | 21522 | 32 |
| 6 | BULDHANA | 28967 | 20427 | 20453 | 26 | 70.6% | 8514 | 19 |
| 7 | NASHIK | 49930 | 24481 | 24499 | 18 | 49.1% | 25431 | 33 |
| 8 | AKOLA | 34781 | 19745 | 19754 | 9 | 56.8% | 15027 | 28 |
| 9 | AMRAVATI | 36242 | 22783 | 22788 | 5 | 62.9% | 13454 | 27 |
| 10 | RAIGAD | 10569 | 8638 | 8643 | 5 | 81.8% | 1926 | 5 |
| 11 | NANDED | 34410 | 22331 | 22335 | 4 | 64.9% | 12075 | 26 |
| 12 | NANDURBAR | 51420 | 15622 | 15624 | 2 | 30.4% | 35796 | 34 |
| 13 | AHMEDNAGAR | 39938 | 34862 | 34863 | 1 | 87.3% | 5075 | 14 |
| 14 | BEED | 33057 | 26165 | 26166 | 1 | 79.2% | 6891 | 18 |
| 15 | AURANGABAD | 36954 | 25515 | 25515 | 0 | 69.0% | 11439 | 24 |
| 16 | BHANDARA | 21794 | 16429 | 16429 | 0 | 75.4% | 5365 | 16 |
| 17 | DHULE | 31410 | 19370 | 19370 | 0 | 61.7% | 12040 | 25 |
| 18 | GADCHIROLI | 20609 | 16290 | 16290 | 0 | 79.0% | 4319 | 10 |
| 19 | GONDIA | 18712 | 13873 | 13873 | 0 | 74.1% | 4839 | 12 |
| 20 | HINGOLI | 38798 | 22638 | 22638 | 0 | 58.3% | 16160 | 29 |
| 21 | KOLHAPUR | 16830 | 12904 | 12904 | 0 | 76.7% | 3926 | 8 |
| 22 | LATUR | 35747 | 26714 | 26714 | 0 | 74.7% | 9033 | 21 |
| 23 | NAGPUR | 33291 | 16587 | 16587 | 0 | 49.8% | 16704 | 30 |
| 24 | OSMANABAD | 22761 | 17247 | 17247 | 0 | 75.8% | 5514 | 17 |
| 25 | PALGHAR | 16073 | 11748 | 11748 | 0 | 73.1% | 4325 | 11 |
| 26 | PUNE | 17336 | 13141 | 13141 | 0 | 75.8% | 4195 | 9 |
| 27 | RATNAGIRI | 7197 | 6690 | 6690 | 0 | 93.0% | 507 | 3 |
| 28 | SANGLI | 10132 | 8604 | 8604 | 0 | 84.9% | 1528 | 4 |
| 29 | SATARA | 11532 | 11513 | 11513 | 0 | 99.8% | 19 | 1 |
| 30 | SINDHUDURG | 2267 | 2110 | 2110 | 0 | 93.1% | 157 | 2 |
| 31 | SOLAPUR | 23568 | 18485 | 18485 | 0 | 78.4% | 5083 | 15 |
| 32 | THANE | 8574 | 5932 | 5932 | 0 | 69.2% | 2642 | 6 |
| 33 | WASHIM | 15828 | 10987 | 10987 | 0 | 69.4% | 4841 | 13 |
| 34 | YAVATMAL | 40759 | 30122 | 30122 | 0 | 73.9% | 10637 | 23 |
| Total | | 922838 | 612305 | 612594 | 289 | 66.4% | 310244 | |

राज्यपुरस्कृत आवास योजना ग्रामीण - प्रलंबीत मंजूरी

| Sr. No. | Division | रमाई आवास योजना | शबरी आवास योजना | आदीम आवास योजना | पारधी आवास योजना | य.च.मु.व योजना | धनगर आवास योजना | एकूण |
|---------|-----------------|-----------------|-----------------|-----------------|------------------|----------------|-----------------|---------------|
| 1 | KONKAN DIV. | 1469 | 8038 | 25 | 3 | 22 | 0 | 9557 |
| 2 | PUNE DIV. | 10890 | 3621 | 4 | 55 | 20 | 161 | 14751 |
| 3 | AMRAVATI DIV. | 31967 | 20080 | 174 | 9 | 236 | 7 | 52473 |
| 4 | NAGPUR DIV. | 27457 | 24013 | 185 | 2 | 1791 | 27 | 53475 |
| 5 | NASHIK DIV. | 21478 | 65364 | 61 | 20 | 59 | 29 | 87011 |
| 6 | AURANGABAD DIV. | 61948 | 27558 | 238 | 26 | 2367 | 840 | 92977 |
| | Total | 155209 | 148674 | 687 | 115 | 4495 | 1064 | 310244 |

| Sr. No. | District | रमाई आवास योजना | शबरी आवास योजना | आदीम आवास योजना | पारधी आवास योजना | य.च.मु.व योजना | धनगर आवास योजना | एकूण |
|---------|--------------|-----------------|-----------------|-----------------|------------------|----------------|-----------------|---------------|
| 1 | SATARA | 19 | 0 | 0 | 0 | 0 | 0 | 19 |
| 2 | SINDHUDURG | 127 | 14 | 16 | 0 | 0 | 0 | 157 |
| 3 | RATNAGIRI | 400 | 84 | 0 | 1 | 22 | 0 | 507 |
| 4 | SANGLI | 1486 | 30 | 0 | 12 | 0 | 0 | 1528 |
| 5 | RAIGAD | 522 | 1402 | 0 | 2 | 0 | 0 | 1926 |
| 6 | THANE | 321 | 2315 | 6 | 0 | 0 | 0 | 2642 |
| 7 | WARDHA | 720 | 2219 | 72 | 0 | 0 | 0 | 3011 |
| 8 | KOLHAPUR | 3730 | 35 | 0 | 0 | 0 | 161 | 3926 |
| 9 | PUNE | 842 | 3315 | 4 | 14 | 20 | 0 | 4195 |
| 10 | GADCHIROLI | 1080 | 3213 | 26 | 0 | 0 | 0 | 4319 |
| 11 | PALGHAR | 99 | 4223 | 3 | 0 | 0 | 0 | 4325 |
| 12 | GONDIA | 3241 | 1583 | 0 | 0 | 0 | 15 | 4839 |
| 13 | WASHIM | 3625 | 1216 | 0 | 0 | 0 | 0 | 4841 |
| 14 | AHMEDNAGAR | 2654 | 2421 | 0 | 0 | 0 | 0 | 5075 |
| 15 | SOLAPUR | 4813 | 241 | 0 | 29 | 0 | 0 | 5083 |
| 16 | BHANDARA | 3871 | 1446 | 0 | 0 | 36 | 12 | 5365 |
| 17 | OSMANABAD | 5111 | 264 | 0 | 0 | 139 | 0 | 5514 |
| 18 | BEED | 5587 | 1298 | 0 | 6 | 0 | 0 | 6891 |
| 19 | BULDHANA | 5765 | 2742 | 0 | 0 | 0 | 7 | 8514 |
| 20 | JALGAON | 3603 | 5033 | 0 | 4 | 0 | 29 | 8669 |
| 21 | LATUR | 7196 | 933 | 0 | 4 | 67 | 833 | 9033 |
| 22 | PARBHANI | 7664 | 2624 | 0 | 0 | 55 | 0 | 10343 |
| 23 | YAVATMAL | 5759 | 4630 | 174 | 1 | 73 | 0 | 10637 |
| 24 | AURANGABAD | 7172 | 4261 | 0 | 6 | 0 | 0 | 11439 |
| 25 | DHULE | 3860 | 8121 | 0 | 0 | 59 | 0 | 12040 |
| 26 | NANDED | 5212 | 6617 | 238 | 8 | 0 | 0 | 12075 |
| 27 | AMRAVATI | 5253 | 8031 | 0 | 7 | 163 | 0 | 13454 |
| 28 | AKOLA | 11565 | 3461 | 0 | 1 | 0 | 0 | 15027 |
| 29 | HINGOLI | 7027 | 9133 | 0 | 0 | 0 | 0 | 16160 |
| 30 | NAGPUR | 12087 | 4613 | 0 | 0 | 4 | 0 | 16704 |
| 31 | CHANDRAPUR | 6458 | 10939 | 87 | 2 | 1751 | 0 | 19237 |
| 32 | JALNA | 16979 | 2428 | 0 | 2 | 2106 | 7 | 21522 |
| 33 | NASHIK | 10414 | 14950 | 61 | 6 | 0 | 0 | 25431 |
| 34 | NANDURBAR | 947 | 34839 | 0 | 10 | 0 | 0 | 35796 |
| | Total | 155209 | 148674 | 687 | 115 | 4495 | 1064 | 310244 |

राज्यपुरस्कृत आवास योजना ग्रामीण - पूर्ण घरकूले

| Sr. No. | Division | Sanction | 25.08.2023 | 26.08.2023 | Daily Achivement | Completion % | Remaining | To be Completed in Per Day till 30.11.23 |
|---------|-----------------|---------------|---------------|---------------|------------------|--------------|---------------|--|
| 1 | AURANGABAD DIV. | 178423 | 115728 | 115835 | 107 | 64.9% | 62588 | 652 |
| 2 | AMRAVATI DIV. | 104104 | 72052 | 72152 | 100 | 69.3% | 31952 | 333 |
| 3 | NAGPUR DIV. | 110193 | 74679 | 74728 | 49 | 67.8% | 35465 | 369 |
| 4 | PUNE DIV. | 64647 | 53765 | 53811 | 46 | 83.2% | 10836 | 113 |
| 5 | NASHIK DIV. | 120104 | 92812 | 92855 | 43 | 77.3% | 27249 | 284 |
| 6 | KONKAN DIV. | 35123 | 25965 | 25980 | 15 | 74.0% | 9143 | 95 |
| | Total | 612594 | 435001 | 435361 | 360 | 71.1% | 177233 | 1846 |

| Sr. No. | District | Sanction | 25.08.2023 | 26.08.2023 | Daily Achivement | Completion % | Remaining | To be Completed in Per Day till 30.11.23 |
|---------|--------------|---------------|---------------|---------------|------------------|--------------|---------------|--|
| 1 | LATUR | 26714 | 20205 | 20248 | 43 | 75.8% | 6466 | 67 |
| 2 | AMRAVATI | 22788 | 15501 | 15533 | 32 | 68.2% | 7255 | 76 |
| 3 | AKOLA | 19754 | 13540 | 13569 | 29 | 68.7% | 6185 | 64 |
| 4 | SOLAPUR | 18485 | 15374 | 15398 | 24 | 83.3% | 3087 | 32 |
| 5 | JALGAON | 25748 | 18616 | 18634 | 18 | 72.4% | 7114 | 74 |
| 6 | WASHIM | 10987 | 8142 | 8160 | 18 | 74.3% | 2827 | 29 |
| 7 | GONDIA | 13873 | 10967 | 10984 | 17 | 79.2% | 2889 | 30 |
| 8 | CHANDRAPUR | 35318 | 19998 | 20011 | 13 | 56.7% | 15307 | 159 |
| 9 | BEED | 26166 | 16379 | 16391 | 12 | 62.6% | 9775 | 102 |
| 10 | OSMANABAD | 17247 | 11282 | 11294 | 12 | 65.5% | 5953 | 62 |
| 11 | BHANDARA | 16429 | 12815 | 12826 | 11 | 78.1% | 3603 | 38 |
| 12 | BULDHANA | 20453 | 14918 | 14929 | 11 | 73.0% | 5524 | 58 |
| 13 | HINGOLI | 22638 | 10856 | 10867 | 11 | 48.0% | 11771 | 123 |
| 14 | DHULE | 19370 | 13717 | 13727 | 10 | 70.9% | 5643 | 59 |
| 15 | PALGHAR | 11748 | 8358 | 8368 | 10 | 71.2% | 3380 | 35 |
| 16 | YAVATMAL | 30122 | 19951 | 19961 | 10 | 66.3% | 10161 | 106 |
| 17 | JALNA | 19535 | 12788 | 12797 | 9 | 65.5% | 6738 | 70 |
| 18 | NANDED | 22335 | 13176 | 13185 | 9 | 59.0% | 9150 | 95 |
| 19 | NASHIK | 24499 | 19425 | 19433 | 8 | 79.3% | 5066 | 53 |
| 20 | SANGLI | 8604 | 7171 | 7179 | 8 | 83.4% | 1425 | 15 |
| 21 | SATARA | 11513 | 9822 | 9830 | 8 | 85.4% | 1683 | 18 |
| 22 | AURANGABAD | 25515 | 16857 | 16863 | 6 | 66.1% | 8652 | 90 |
| 23 | KOLHAPUR | 12904 | 10984 | 10990 | 6 | 85.2% | 1914 | 20 |
| 24 | NANDURBAR | 15624 | 11051 | 11057 | 6 | 70.8% | 4567 | 48 |
| 25 | GADCHIROLI | 16290 | 11793 | 11798 | 5 | 72.4% | 4492 | 47 |
| 26 | PARBHANI | 18273 | 14185 | 14190 | 5 | 77.7% | 4083 | 43 |
| 27 | WARDHA | 11696 | 9536 | 9539 | 3 | 81.6% | 2157 | 22 |
| 28 | RATNAGIRI | 6690 | 6255 | 6257 | 2 | 93.5% | 433 | 5 |
| 29 | THANE | 5932 | 4159 | 4161 | 2 | 70.1% | 1771 | 18 |
| 30 | AHMEDNAGAR | 34863 | 30003 | 30004 | 1 | 86.1% | 4859 | 51 |
| 31 | RAIGAD | 8643 | 5173 | 5174 | 1 | 59.9% | 3469 | 36 |
| 32 | NAGPUR | 16587 | 9570 | 9570 | 0 | 57.7% | 7017 | 73 |
| 33 | PUNE | 13141 | 10414 | 10414 | 0 | 79.2% | 2727 | 28 |
| 34 | SINDHUDURG | 2110 | 2020 | 2020 | 0 | 95.7% | 90 | 1 |
| | Total | 612594 | 435001 | 435361 | 360 | 71.1% | 177233 | 1846 |

राज्य योजना अपूर्ण घरकुले

| Sr. No. | Division | रमाई आवास योजना | शबरी आवास योजना | आदीम आवास योजना | पारधी आवास योजना | य.च.मु.व योजना | धनगर आवास योजना | एकूण |
|--------------|-----------------|-----------------|-----------------|-----------------|------------------|----------------|-----------------|---------------|
| 1 | KONKAN DIV. | 1057 | 7505 | 561 | 0 | 8 | 12 | 9143 |
| 2 | PUNE DIV. | 9345 | 960 | 56 | 58 | 53 | 364 | 10836 |
| 3 | NASHIK DIV. | 12014 | 14901 | 25 | 126 | 20 | 163 | 27249 |
| 4 | AMRAVATI DIV. | 17531 | 10888 | 2245 | 205 | 1001 | 82 | 31952 |
| 5 | NAGPUR DIV. | 11188 | 19102 | 718 | 23 | 4424 | 10 | 35465 |
| 6 | AURANGABAD DIV. | 52952 | 8963 | 46 | 63 | 466 | 98 | 62588 |
| Total | | 104087 | 62319 | 3651 | 475 | 5972 | 729 | 177233 |

| Sr. No. | District | रमाई आवास योजना | शबरी आवास योजना | आदीम आवास योजना | पारधी आवास योजना | य.च.मु.व योजना | धनगर आवास योजना | एकूण |
|--------------|------------|-----------------|-----------------|-----------------|------------------|----------------|-----------------|---------------|
| 1 | SINDHUDURG | 89 | 1 | 0 | 0 | 0 | 0 | 90 |
| 2 | RATNAGIRI | 400 | 21 | 4 | 0 | 8 | 0 | 433 |
| 3 | AHMEDNAGAR | 2626 | 2197 | 0 | 16 | 20 | 0 | 4859 |
| 4 | SATARA | 1611 | 39 | 0 | 0 | 33 | 0 | 1683 |
| 5 | KOLHAPUR | 1519 | 12 | 0 | 0 | 19 | 364 | 1914 |
| 6 | SANGLI | 1414 | 7 | 0 | 4 | 0 | 0 | 1425 |
| 7 | SOLAPUR | 3000 | 78 | 0 | 8 | 1 | 0 | 3087 |
| 8 | WARDHA | 1349 | 626 | 181 | 1 | 0 | 0 | 2157 |
| 9 | NASHIK | 2586 | 2425 | 25 | 30 | 0 | 0 | 5066 |
| 10 | PUNE | 1801 | 824 | 56 | 46 | 0 | 0 | 2727 |
| 11 | GONDIA | 1426 | 1463 | 0 | 0 | 0 | 0 | 2889 |
| 12 | BHANDARA | 1555 | 1228 | 0 | 0 | 810 | 10 | 3603 |
| 13 | PARBHANI | 3281 | 607 | 0 | 0 | 195 | 0 | 4083 |
| 14 | LATUR | 6329 | 137 | 0 | 0 | 0 | 0 | 6466 |
| 15 | WASHIM | 1847 | 975 | 0 | 2 | 0 | 3 | 2827 |
| 16 | BULDHANA | 4936 | 492 | 0 | 17 | 0 | 79 | 5524 |
| 17 | GADCHIROLI | 1385 | 2818 | 289 | 0 | 0 | 0 | 4492 |
| 18 | JALGAON | 3391 | 3494 | 0 | 66 | 0 | 163 | 7114 |
| 19 | PALGHAR | 65 | 3191 | 124 | 0 | 0 | 0 | 3380 |
| 20 | DHULE | 2409 | 3220 | 0 | 14 | 0 | 0 | 5643 |
| 21 | NANDURBAR | 1002 | 3565 | 0 | 0 | 0 | 0 | 4567 |
| 22 | THANE | 257 | 1268 | 246 | 0 | 0 | 0 | 1771 |
| 23 | AKOLA | 4837 | 1313 | 0 | 35 | 0 | 0 | 6185 |
| 24 | AMRAVATI | 3520 | 3558 | 0 | 28 | 149 | 0 | 7255 |
| 25 | YAVATMAL | 2391 | 4550 | 2245 | 123 | 852 | 0 | 10161 |
| 26 | AURANGABAD | 7298 | 1347 | 0 | 7 | 0 | 0 | 8652 |
| 27 | JALNA | 6440 | 76 | 0 | 7 | 117 | 98 | 6738 |
| 28 | OSMANABAD | 5679 | 79 | 0 | 41 | 154 | 0 | 5953 |
| 29 | BEED | 9289 | 478 | 0 | 8 | 0 | 0 | 9775 |
| 30 | RAIGAD | 246 | 3024 | 187 | 0 | 0 | 12 | 3469 |
| 31 | NANDED | 8659 | 445 | 46 | 0 | 0 | 0 | 9150 |
| 32 | NAGPUR | 868 | 6136 | 0 | 6 | 7 | 0 | 7017 |
| 33 | CHANDRAPUR | 4605 | 6831 | 248 | 16 | 3607 | 0 | 15307 |
| 34 | HINGOLI | 5977 | 5794 | 0 | 0 | 0 | 0 | 11771 |
| Total | | 104087 | 62319 | 3651 | 475 | 5972 | 729 | 177233 |

प्रधानमंत्री आवास योजना ग्रामीण - हप्ते वितरण

| Sr. No. | Division | 1st Installment (Daily Achivement) | 1st Installment Remaining | 2nd Installment (Daily Achivement) | 2nd Installment Remaining | 3rd Installment (Daily Achivement) | 3rd Installment Remaining |
|---------|-----------------|------------------------------------|---------------------------|------------------------------------|---------------------------|------------------------------------|---------------------------|
| 1 | NASHIK DIV. | 0 | 6135 | 0 | 33223 | 0 | 19389 |
| 2 | AMRAVATI DIV. | 0 | 20853 | 0 | 25886 | 0 | 12654 |
| 3 | AURANGABAD DIV. | 0 | 12960 | 0 | 43734 | 0 | 21998 |
| 4 | NAGPUR DIV. | 0 | 4916 | 0 | 17494 | 0 | 8593 |
| 5 | KONKAN DIV. | 0 | 145 | 0 | 2705 | 0 | 1988 |
| 6 | PUNE DIV. | 0 | 4810 | 0 | 13686 | 0 | 5686 |
| | Total | 0 | 49819 | 0 | 136728 | 0 | 70308 |

PMAY-G 1st Ins Pending

| | |
|------------|------|
| SINDHUDURG | 0 |
| RAIGAD | 12 |
| THANE | 35 |
| RATNAGIRI | 47 |
| PALGHAR | 51 |
| KOLHAPUR | 182 |
| SATARA | 193 |
| GADCHIROLI | 214 |
| SANGLI | 221 |
| DHULE | 235 |
| NASHIK | 422 |
| PARBHANI | 437 |
| WARDHA | 593 |
| PUNE | 686 |
| NANDURBAR | 792 |
| GONDIA | 839 |
| CHANDRAPUR | 905 |
| NAGPUR | 1142 |
| BHANDARA | 1223 |
| WASHIM | 1407 |
| JALNA | 1598 |
| BEED | 1598 |
| NANDED | 1641 |
| HINGOLI | 1719 |
| YAVATMAL | 1850 |
| LATUR | 1928 |
| AURANGABAD | 1938 |
| OSMANABAD | 2101 |
| JALGAON | 2145 |
| AHMEDNAGAR | 2541 |
| AKOLA | 2621 |
| SOLAPUR | 3528 |
| BULDHANA | 7246 |
| AMRAVATI | 7729 |

PMAY-G 2nd Ins Pending

| | |
|------------|-------|
| SINDHUDURG | 154 |
| RATNAGIRI | 273 |
| RAIGAD | 438 |
| THANE | 445 |
| SATARA | 673 |
| WARDHA | 1177 |
| PALGHAR | 1395 |
| KOLHAPUR | 2032 |
| GADCHIROLI | 2082 |
| PUNE | 2177 |
| OSMANABAD | 2297 |
| HINGOLI | 2611 |
| WASHIM | 2651 |
| NAGPUR | 2721 |
| SANGLI | 3050 |
| GONDIA | 3089 |
| AHMEDNAGAR | 3159 |
| LATUR | 3260 |
| JALNA | 3320 |
| CHANDRAPUR | 3624 |
| AKOLA | 4226 |
| PARBHANI | 4356 |
| BULDHANA | 4625 |
| AURANGABAD | 4696 |
| BHANDARA | 4801 |
| NASHIK | 5063 |
| SOLAPUR | 5754 |
| DHULE | 6088 |
| YAVATMAL | 6771 |
| BEED | 7241 |
| NANDURBAR | 7465 |
| AMRAVATI | 7613 |
| JALGAON | 11448 |
| NANDED | 15953 |

PMAY-G 3rd Ins Pending

| | |
|------------|------|
| SINDHUDURG | 116 |
| RATNAGIRI | 247 |
| THANE | 291 |
| RAIGAD | 328 |
| SATARA | 564 |
| WARDHA | 616 |
| KOLHAPUR | 822 |
| PUNE | 872 |
| PALGHAR | 1006 |
| NAGPUR | 1054 |
| SANGLI | 1201 |
| HINGOLI | 1283 |
| LATUR | 1609 |
| BHANDARA | 1626 |
| CHANDRAPUR | 1635 |
| WASHIM | 1697 |
| GADCHIROLI | 1730 |
| AKOLA | 1818 |
| GONDIA | 1932 |
| AHMEDNAGAR | 1984 |
| AURANGABAD | 2075 |
| SOLAPUR | 2227 |
| PARBHANI | 2321 |
| JALNA | 2558 |
| AMRAVATI | 2603 |
| OSMANABAD | 2629 |
| BULDHANA | 2811 |
| NASHIK | 3029 |
| DHULE | 3350 |
| JALGAON | 3708 |
| YAVATMAL | 3725 |
| BEED | 3786 |
| NANDED | 5737 |
| NANDURBAR | 7318 |

प्रधानमंत्री आवास योजना ग्रामीण - हप्ते वितरण

| Sr. No. | District | 1st Installment (Daily Achivement) | 1st Installment Remaining | 2nd Installment (Daily Achivement) | 2nd Installment Remaining | 3rd Installment (Daily Achivement) | 3rd Installment Remaining |
|---------|--------------|------------------------------------|---------------------------|------------------------------------|---------------------------|------------------------------------|---------------------------|
| 1 | AHMEDNAGAR | 0 | 2541 | 0 | 3159 | 0 | 1984 |
| 2 | AKOLA | 0 | 2621 | 0 | 4226 | 0 | 1818 |
| 3 | AMRAVATI | 0 | 7729 | 0 | 7613 | 0 | 2603 |
| 4 | AURANGABAD | 0 | 1938 | 0 | 4696 | 0 | 2075 |
| 5 | BEED | 0 | 1598 | 0 | 7241 | 0 | 3786 |
| 6 | BHANDARA | 0 | 1223 | 0 | 4801 | 0 | 1626 |
| 7 | BULDHANA | 0 | 7246 | 0 | 4625 | 0 | 2811 |
| 8 | CHANDRAPUR | 0 | 905 | 0 | 3624 | 0 | 1635 |
| 9 | DHULE | 0 | 235 | 0 | 6088 | 0 | 3350 |
| 10 | GADCHIROLI | 0 | 214 | 0 | 2082 | 0 | 1730 |
| 11 | GONDIA | 0 | 839 | 0 | 3089 | 0 | 1932 |
| 12 | HINGOLI | 0 | 1719 | 0 | 2611 | 0 | 1283 |
| 13 | JALGAON | 0 | 2145 | 0 | 11448 | 0 | 3708 |
| 14 | JALNA | 0 | 1598 | 0 | 3320 | 0 | 2558 |
| 15 | KOLHAPUR | 0 | 182 | 0 | 2032 | 0 | 822 |
| 16 | LATUR | 0 | 1928 | 0 | 3260 | 0 | 1609 |
| 17 | NAGPUR | 0 | 1142 | 0 | 2721 | 0 | 1054 |
| 18 | NANDED | 0 | 1641 | 0 | 15953 | 0 | 5737 |
| 19 | NANDURBAR | 0 | 792 | 0 | 7465 | 0 | 7318 |
| 20 | NASHIK | 0 | 422 | 0 | 5063 | 0 | 3029 |
| 21 | OSMANABAD | 0 | 2101 | 0 | 2297 | 0 | 2629 |
| 22 | PALGHAR | 0 | 51 | 0 | 1395 | 0 | 1006 |
| 23 | PARBHANI | 0 | 437 | 0 | 4356 | 0 | 2321 |
| 24 | PUNE | 0 | 686 | 0 | 2177 | 0 | 872 |
| 25 | RAIGAD | 0 | 12 | 0 | 438 | 0 | 328 |
| 26 | RATNAGIRI | 0 | 47 | 0 | 273 | 0 | 247 |
| 27 | SANGLI | 0 | 221 | 0 | 3050 | 0 | 1201 |
| 28 | SATARA | 0 | 193 | 0 | 673 | 0 | 564 |
| 29 | SINDHUDURG | 0 | 0 | 0 | 154 | 0 | 116 |
| 30 | SOLAPUR | 0 | 3528 | 0 | 5754 | 0 | 2227 |
| 31 | THANE | 0 | 35 | 0 | 445 | 0 | 291 |
| 32 | WARDHA | 0 | 593 | 0 | 1177 | 0 | 616 |
| 33 | WASHIM | 0 | 1407 | 0 | 2651 | 0 | 1697 |
| 34 | YAVATMAL | 0 | 1850 | 0 | 6771 | 0 | 3725 |
| | Total | 0 | 49819 | 0 | 136728 | 0 | 70308 |

राज्यपुरस्कृत आवास योजना ग्रामीण - हप्ते वितरण

| Sr. No. | Division | 1st Installment (Daily Achivement) | 1st Installment Remaining | 2nd Installment (Daily Achivement) | 2nd Installment Remaining | 3rd Installment (Daily Achivement) | 3rd Installment Remaining |
|---------|-----------------|------------------------------------|---------------------------|------------------------------------|---------------------------|------------------------------------|---------------------------|
| 1 | NASHIK DIV. | 0 | 5825 | 0 | 10827 | 0 | 5414 |
| 2 | AMRAVATI DIV. | 0 | 5697 | 0 | 14763 | 0 | 5082 |
| 3 | AURANGABAD DIV. | 0 | 13019 | 0 | 30430 | 0 | 13306 |
| 4 | NAGPUR DIV. | 0 | 9195 | 0 | 17209 | 0 | 4227 |
| 5 | KONKAN DIV. | 0 | 2698 | 0 | 3102 | 0 | 1274 |
| 6 | PUNE DIV. | 0 | 2522 | 0 | 4352 | 0 | 1776 |
| | Total | 0 | 38956 | 0 | 80683 | 0 | 31079 |

State Schemes 1st Ins Pending

| | |
|------------|------|
| SINDHUDURG | 5 |
| RATNAGIRI | 42 |
| PALGHAR | 151 |
| SANGLI | 163 |
| PUNE | 359 |
| BULDHANA | 477 |
| WASHIM | 501 |
| KOLHAPUR | 511 |
| GONDIA | 564 |
| SOLAPUR | 569 |
| WARDHA | 599 |
| AKOLA | 647 |
| PARBHANI | 691 |
| BHANDARA | 733 |
| AHMEDNAGAR | 802 |
| DHULE | 870 |
| GADCHIROLI | 892 |
| SATARA | 920 |
| JALNA | 930 |
| LATUR | 980 |
| THANE | 989 |
| JALGAON | 1153 |
| OSMANABAD | 1184 |
| BEED | 1318 |
| NASHIK | 1450 |
| RAIGAD | 1511 |
| NANDURBAR | 1550 |
| AURANGABAD | 1859 |
| YAVATMAL | 1984 |
| AMRAVATI | 2088 |
| NANDED | 2356 |
| NAGPUR | 3184 |
| CHANDRAPUR | 3223 |
| HINGOLI | 3701 |

State Schemes 2nd Ins Pending

| | |
|------------|------|
| SINDHUDURG | 52 |
| RATNAGIRI | 115 |
| THANE | 268 |
| SATARA | 299 |
| SANGLI | 681 |
| NANDURBAR | 721 |
| WARDHA | 916 |
| KOLHAPUR | 971 |
| RAIGAD | 1032 |
| PUNE | 1051 |
| SOLAPUR | 1350 |
| GONDIA | 1352 |
| WASHIM | 1462 |
| GADCHIROLI | 1498 |
| BHANDARA | 1555 |
| NASHIK | 1601 |
| PALGHAR | 1635 |
| BULDHANA | 1769 |
| DHULE | 2098 |
| PARBHANI | 2363 |
| JALNA | 2436 |
| AHMEDNAGAR | 2696 |
| LATUR | 2905 |
| NAGPUR | 3056 |
| AMRAVATI | 3233 |
| OSMANABAD | 3425 |
| AKOLA | 3448 |
| JALGAON | 3711 |
| AURANGABAD | 3770 |
| BEED | 4349 |
| YAVATMAL | 4851 |
| NANDED | 5248 |
| HINGOLI | 5934 |
| CHANDRAPUR | 8832 |

State Schemes 3rd Ins Pending

| | |
|------------|------|
| SINDHUDURG | 21 |
| RATNAGIRI | 88 |
| THANE | 158 |
| SATARA | 198 |
| WARDHA | 254 |
| KOLHAPUR | 260 |
| SANGLI | 284 |
| NAGPUR | 351 |
| BHANDARA | 364 |
| RAIGAD | 438 |
| PUNE | 468 |
| GONDIA | 566 |
| SOLAPUR | 566 |
| PALGHAR | 569 |
| WASHIM | 704 |
| AMRAVATI | 773 |
| NASHIK | 811 |
| NANDURBAR | 831 |
| AKOLA | 980 |
| PARBHANI | 986 |
| GADCHIROLI | 1026 |
| BULDHANA | 1068 |
| AHMEDNAGAR | 1192 |
| DHULE | 1217 |
| OSMANABAD | 1265 |
| JALGAON | 1363 |
| HINGOLI | 1483 |
| YAVATMAL | 1557 |
| AURANGABAD | 1581 |
| LATUR | 1609 |
| NANDED | 1613 |
| CHANDRAPUR | 1666 |
| JALNA | 1870 |
| BEED | 2899 |

राज्यपुरस्कृत आवास योजना ग्रामीण -हप्ते वितरण

| Sr. No. | District | 1st Installment (Daily Achivement) | 1st Installment Remaining | 2nd Installment (Daily Achivement) | 2nd Installment Remaining | 3rd Installment (Daily Achivement) | 3rd Installment Remaining |
|---------|--------------|------------------------------------|---------------------------|------------------------------------|---------------------------|------------------------------------|---------------------------|
| 1 | AHMEDNAGAR | 0 | 802 | 0 | 2696 | 0 | 1192 |
| 2 | AKOLA | 0 | 647 | 0 | 3448 | 0 | 980 |
| 3 | AMRAVATI | 0 | 2088 | 0 | 3233 | 0 | 773 |
| 4 | AURANGABAD | 0 | 1859 | 0 | 3770 | 0 | 1581 |
| 5 | BEED | 0 | 1318 | 0 | 4349 | 0 | 2899 |
| 6 | BHANDARA | 0 | 733 | 0 | 1555 | 0 | 364 |
| 7 | BULDHANA | 0 | 477 | 0 | 1769 | 0 | 1068 |
| 8 | CHANDRAPUR | 0 | 3223 | 0 | 8832 | 0 | 1666 |
| 9 | DHULE | 0 | 870 | 0 | 2098 | 0 | 1217 |
| 10 | GADCHIROLI | 0 | 892 | 0 | 1498 | 0 | 1026 |
| 11 | GONDIA | 0 | 564 | 0 | 1352 | 0 | 566 |
| 12 | HINGOLI | 0 | 3701 | 0 | 5934 | 0 | 1483 |
| 13 | JALGAON | 0 | 1153 | 0 | 3711 | 0 | 1363 |
| 14 | JALNA | 0 | 930 | 0 | 2436 | 0 | 1870 |
| 15 | KOLHAPUR | 0 | 511 | 0 | 971 | 0 | 260 |
| 16 | LATUR | 0 | 980 | 0 | 2905 | 0 | 1609 |
| 17 | NAGPUR | 0 | 3184 | 0 | 3056 | 0 | 351 |
| 18 | NANDED | 0 | 2356 | 0 | 5248 | 0 | 1613 |
| 19 | NANDURBAR | 0 | 1550 | 0 | 721 | 0 | 831 |
| 20 | NASHIK | 0 | 1450 | 0 | 1601 | 0 | 811 |
| 21 | OSMANABAD | 0 | 1184 | 0 | 3425 | 0 | 1265 |
| 22 | PALGHAR | 0 | 151 | 0 | 1635 | 0 | 569 |
| 23 | PARBHANI | 0 | 691 | 0 | 2363 | 0 | 986 |
| 24 | PUNE | 0 | 359 | 0 | 1051 | 0 | 468 |
| 25 | RAIGAD | 0 | 1511 | 0 | 1032 | 0 | 438 |
| 26 | RATNAGIRI | 0 | 42 | 0 | 115 | 0 | 88 |
| 27 | SANGLI | 0 | 163 | 0 | 681 | 0 | 284 |
| 28 | SATARA | 0 | 920 | 0 | 299 | 0 | 198 |
| 29 | SINDHUDURG | 0 | 5 | 0 | 52 | 0 | 21 |
| 30 | SOLAPUR | 0 | 569 | 0 | 1350 | 0 | 566 |
| 31 | THANE | 0 | 989 | 0 | 268 | 0 | 158 |
| 32 | WARDHA | 0 | 599 | 0 | 916 | 0 | 254 |
| 33 | WASHIM | 0 | 501 | 0 | 1462 | 0 | 704 |
| 34 | YAVATMAL | 0 | 1984 | 0 | 4851 | 0 | 1557 |
| | Total | 0 | 38956 | 0 | 80683 | 0 | 31079 |

प्रधानमंत्री आवास योजना ग्रामीण - Delayed Houses

■ पहिला हप्ता मिळाल्यानंतर १२ महिने उलटूनही अपूर्ण घरकुले
 ■ पहिला हप्ता मिळाल्यानंतर १८ महिने उलटूनही अपूर्ण घरकुले
 ■ पहिला हप्ता मिळाल्यानंतर १० दिवसानंतरही दुसरा हप्ता न मिळालेली घरकुले
 ■ दुसरा हप्ता मिळाल्यानंतर १० दिवसानंतरही तिसरा हप्ता न मिळालेली घरकुले
 ■ तिसरा हप्ता मिळाल्यानंतर १० दिवसानंतरही अपूर्ण घरांची संख्या

| जिल्हा | पहिला हप्ता मिळाल्यानंतर १२ महिने उलटूनही अपूर्ण घरकुले | पहिला हप्ता मिळाल्यानंतर १८ महिने उलटूनही अपूर्ण घरकुले | पहिला हप्ता मिळाल्यानंतर १० दिवसानंतरही दुसरा हप्ता न मिळालेली घरकुले | दुसरा हप्ता मिळाल्यानंतर १० दिवसानंतरही तिसरा हप्ता न मिळालेली घरकुले | तिसरा हप्ता मिळाल्यानंतर १० दिवसानंतरही अपूर्ण घरांची संख्या |
|------------|---|---|---|---|--|
| AHMEDNAGAR | 2607 | 1537 | 3036 | 1664 | 32 |
| AKOLA | 4019 | 3112 | 3598 | 1047 | 631 |
| AMRAVATI | 7329 | 4934 | 6898 | 1719 | 1126 |
| AURANGABAD | 3508 | 2087 | 4403 | 1397 | 703 |
| BEED | 4640 | 1748 | 6165 | 2258 | 547 |
| BHANDARA | 7428 | 4319 | 4163 | 1115 | 2634 |
| BULDHANA | 3677 | 1898 | 4180 | 1427 | 836 |
| CHANDRAPUR | 3547 | 1782 | 3079 | 960 | 658 |
| DHULE | 8774 | 3900 | 5725 | 2611 | 1897 |
| GADCHIROLI | 4171 | 2213 | 2003 | 1390 | 1319 |
| GONDIA | 1828 | 1500 | 2853 | 1418 | 199 |
| HINGOLI | 1901 | 636 | 2427 | 793 | 157 |
| JALGAON | 9630 | 6254 | 10632 | 2457 | 630 |
| JALNA | 2499 | 1006 | 3096 | 1652 | 421 |
| KOLHAPUR | 1896 | 610 | 1800 | 565 | 149 |
| LATUR | 1295 | 651 | 3152 | 892 | 96 |
| NAGPUR | 3158 | 2155 | 2491 | 850 | 637 |
| NANDED | 11736 | 8241 | 15171 | 3382 | 398 |
| NANDURBAR | 15256 | 9821 | 7215 | 5662 | 6190 |
| NASHIK | 7434 | 3359 | 4710 | 2384 | 1680 |
| OSMANABAD | 1933 | 557 | 1584 | 2404 | 12 |
| PALGHAR | 1549 | 551 | 1296 | 808 | 896 |
| PARBHANI | 1233 | 662 | 4007 | 1285 | 113 |
| PUNE | 2535 | 1609 | 1903 | 702 | 604 |
| RAIGAD | 692 | 325 | 424 | 279 | 167 |
| RATNAGIRI | 340 | 29 | 257 | 199 | 140 |
| SANGLI | 3147 | 2035 | 2785 | 767 | 310 |
| SATARA | 636 | 249 | 602 | 390 | 235 |
| SINDHUDURG | 140 | 54 | 138 | 106 | 32 |
| SOLAPUR | 5438 | 4224 | 5216 | 1487 | 675 |
| THANE | 723 | 169 | 442 | 232 | 302 |
| WARDHA | 1126 | 653 | 959 | 510 | 223 |
| WASHIM | 1422 | 753 | 2231 | 1121 | 58 |
| YAVATMAL | 7478 | 3920 | 6379 | 2476 | 1965 |